



The Unix Shell


Finding Things




Copyright © Software Carpentry 2010


This work is licensed under the Creative Commons Attribution License

See <http://software-carpentry.org/license.html> for more information.





shell






shell






shell


Let's Google
for that





shell

Let's grep
for that



grep: global / regular expression / print

grep: global / regular expression / print

Finds and prints lines in files that match a pattern

grep: global / regular expression / print

Finds and prints lines in files that match a pattern

```
The Tao that is seen
Is not the true Tao, until
You bring fresh toner.

With searching comes loss
and the presence of absence:
"My Thesis" not found.

Yesterday it worked
Today it is not working
Software is like that.
```

haiku.txt

grep: global / regular expression / print

Finds and prints lines in files that match a pattern

```
The Tao that is seen  
Is not the true Tao, until  
You bring fresh toner.
```

```
With searching comes loss  
and the presence of absence:  
"My Thesis" not found.
```

```
Yesterday it worked  
Today it is not working  
Software is like that.
```

```
haiku.txt
```

```
$ grep not haiku.txt
```

grep: global / regular expression / print

Finds and prints lines in files that match a pattern

```
The Tao that is seen  
Is not the true Tao, until  
You bring fresh toner.  
  
With searching comes loss  
and the presence of absence:  
"My Thesis" not found.  
  
Yesterday it worked  
Today it is not working  
Software is like that.
```

haiku.txt

```
$ grep not haiku.txt
```

Pattern

grep: global / regular expression / print

Finds and prints lines in files that match a pattern

```
The Tao that is seen  
Is not the true Tao, until  
You bring fresh toner.  
  
With searching comes loss  
and the presence of absence:  
"My Thesis" not found.  
  
Yesterday it worked  
Today it is not working  
Software is like that.
```

haiku.txt

```
$ grep not haiku.txt
```

↑
Pattern
Every letter matches itself

grep: global / regular expression / print

Finds and prints lines in files that match a pattern

```
The Tao that is seen  
Is not the true Tao, until  
You bring fresh toner.
```

```
With searching comes loss  
and the presence of absence:  
"My Thesis" not found.
```

```
Yesterday it worked  
Today it is not working  
Software is like that.
```

haiku.txt

```
$ grep not haiku.txt
```

↑
File(s)

grep: global / regular expression / print

Finds and prints lines in files that match a pattern

```
The Tao that is seen
Is not the true Tao, until
You bring fresh toner.
```

```
With searching comes loss
and the presence of absence
"My Thesis" not found.
```

```
Yesterday it worked
Today it is not working
Software is like that.
```

haiku.txt

```
$ grep not haiku.txt
```

```
Is not the true Tao, until
```

```
"My Thesis" not found
```

```
Today it is not working
```

```
$
```

The Tao that is seen
Is not the true Tao, until
You bring fresh toner.

With searching comes loss
and the presence of absence
"My Thesis" not found.

Yesterday it worked
Today it is not working
Software is like that.

```
$ grep day haiku.txt
```

```
Yesterday it worked
```

```
Today it is not working
```

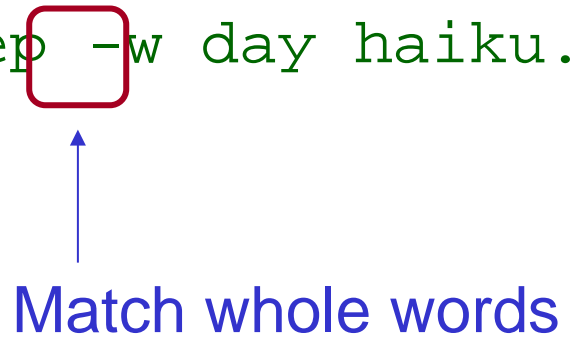
```
$
```

The Tao that is seen
Is not the true Tao, until
You bring fresh toner.

With searching comes loss
and the presence of absence
"My Thesis" not found.

Yesterday it worked
Today it is not working
Software is like that.

```
$ grep day haiku.txt  
Yesterday it worked  
Today it is not working  
$ grep -w day haiku.txt  
$
```

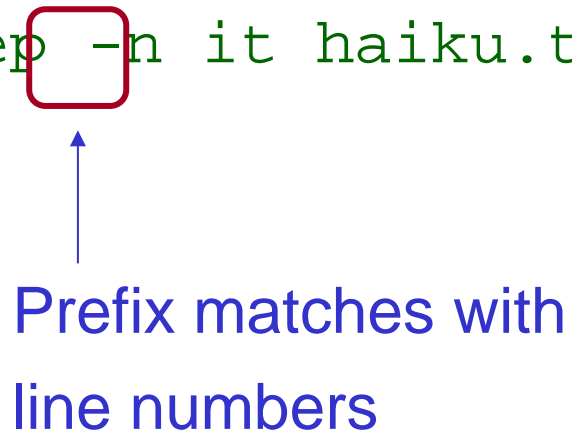


The Tao that is seen
Is not the true Tao, until
You bring fresh toner.

With searching comes loss
and the presence of absence
"My Thesis" not found.

Yesterday it worked
Today it is not working
Software is like that.

```
$ grep day haiku.txt  
Yesterday it worked  
Today it is not working  
$ grep -w day haiku.txt  
$ grep -n it haiku.txt
```



The Tao that is seen
Is not the true Tao, until
You bring fresh toner.

With searching comes loss
and the presence of absence
"My Thesis" not found.

Yesterday it worked
Today it is not working
Software is like that.

```
$ grep day haiku.txt
```

```
Yesterday it worked
```

```
Today it is not working
```

```
$ grep -w day haiku.txt
```

```
$ grep -n it haiku.txt
```

```
5:With searching comes loss
```

```
9:Yesterday it worked
```

```
10:Today it is not working
```

```
$
```

The Tao that is seen
Is not the true Tao, until
You bring fresh toner.

With searching comes loss
and the presence of absence
"My Thesis" not found.

Yesterday it worked
Today it is not working
Software is like that.

```
$ grep day haiku.txt
Yesterday it worked
Today it is not working
$ grep -w day haiku.txt
$ grep -n it haiku.txt
5:With searching comes loss
9:Yesterday it worked
10:Today it is not working
$ grep -w -n it haiku.txt
```

↑
Use multiple flags
to combine effects

The Tao that is seen
 Is not the true Tao, until
 You bring fresh toner.

With searching comes loss
 and the presence of absence
 "My Thesis" not found.

Yesterday it worked
 Today it is not working
 Software is like that.

```
$ grep day haiku.txt
```

```
Yesterday it worked
```

```
Today it is not working
```

```
$ grep -w day haiku.txt
```

```
$ grep -n it haiku.txt
```

```
5:With searching comes loss
```

```
9:Yesterday it worked
```

```
10:Today it is not working
```

```
$ grep -w -n it haiku.txt
```

```
9:Yesterday it worked
```

```
10:Today it is not working
```

```
$
```

The Tao that is seen
Is not the true Tao, until
You bring fresh toner.

With searching comes loss
and the presence of absence
"My Thesis" not found.

Yesterday it worked
Today it is not working
Software is like that.

```
$ grep -i -v the haiku.txt  
You bring fresh toner.
```

```
With searching comes loss
```

```
Yesterday it worked  
Today it is not working  
Software is like that.
```

```
$
```

```
The Tao that is seen
Is not the true Tao, until
You bring fresh toner.

With searching comes loss
and the presence of absence
"My Thesis" not found.

Yesterday it worked
Today it is not working
Software is like that.
```

```
$ grep -i -v the haiku.txt
You bring fresh toner.

With searching comes loss

Yesterday it worked
Today it is not working
Software is like that.

$
```

-i case insensitive

The Tao that is seen
Is not the true Tao, until
You bring fresh toner.

With searching comes loss
and the presence of absence
"My Thesis" not found.

Yesterday it worked
Today it is not working
Software is like that.

- i case insensitive
- v invert and print
non-matches

```
$ grep -i -v the haiku.txt  
You bring fresh toner.
```

```
With searching comes loss
```

```
Yesterday it worked  
Today it is not working  
Software is like that.
```

```
$
```

Many more options

Many more options

Use `man grep` to get help

Many more options

Use `man` `grep` to get help

↑
manual

Many more options

Use `man grep` to get help

Complex patterns use regular expressions

Many more options

Use `man grep` to get help

Complex patterns use regular expressions

(The 're' in `grep`)

Many more options

Use `man grep` to get help

Complex patterns use regular expressions

(The 're' in `grep`)

Ideas are covered in a separate lecture

Many more options

Use `man grep` to get help

Complex patterns use regular expressions

(The 're' in `grep`)

Ideas are covered in a separate lecture

`grep`'s regular expressions are slightly different

from those provided in most programming languages

Many more options

Use `man grep` to get help

Complex patterns use regular expressions

(The 're' in `grep`)

Ideas are covered in a separate lecture

`grep`'s regular expressions are slightly different

from those provided in most programming languages

But the ideas are the same

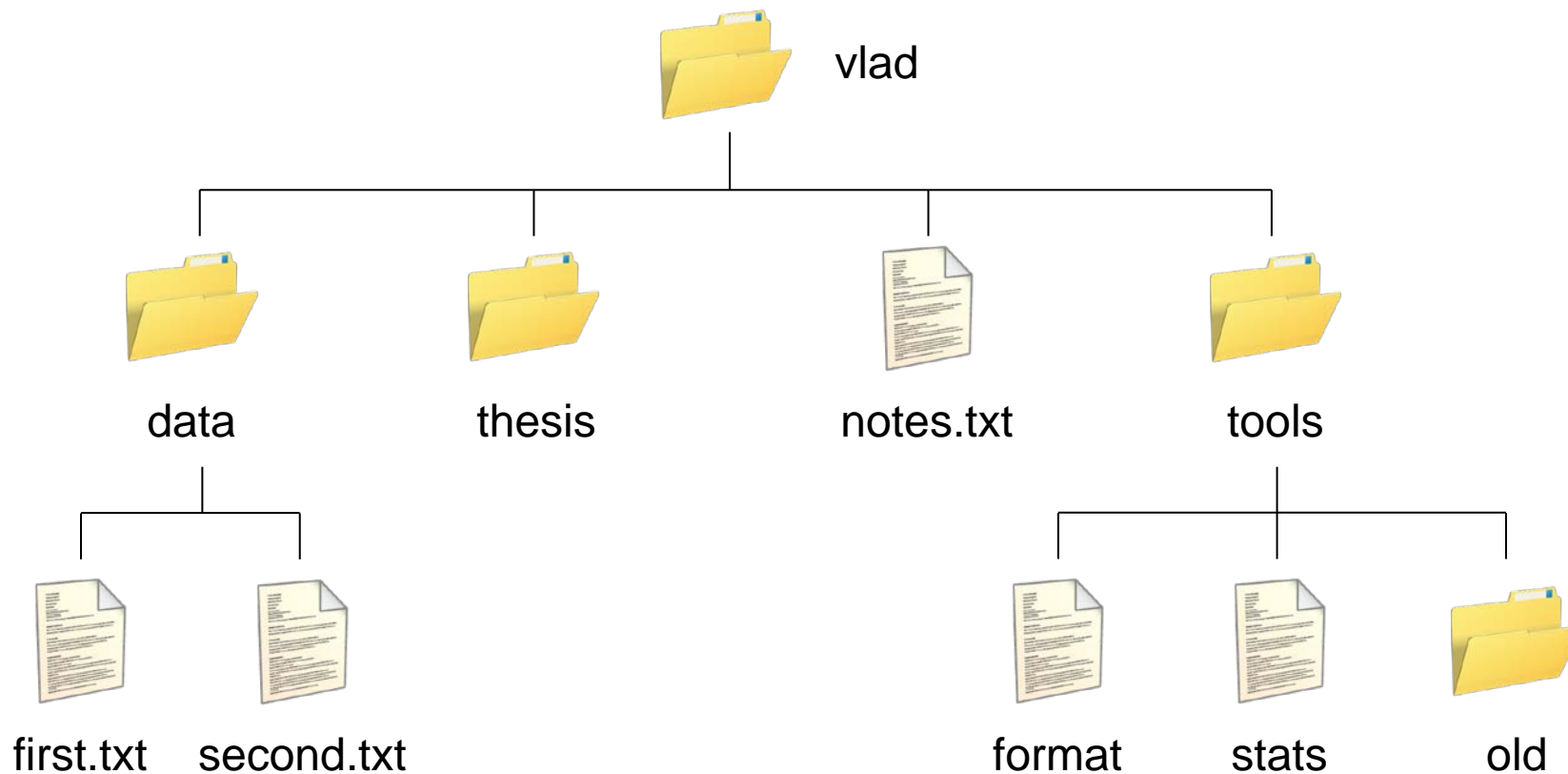
`find`: finds files (rather than lines in files)

`find`: finds files (rather than lines in files)

Again, too many options to cover here

`find`: finds files (rather than lines in files)

Again, too many options to cover here



`find`: finds files (rather than lines in files)

Again, too many options to cover here

```
./
+-- data/
|   +-- first.txt
|   +-- second.txt
+-- notes.txt
+-- thesis/
+-- tools/
    +-- format*
    +-- old/
    +-- stats*
```

Output of `tree`

`find`: finds files (rather than lines in files)

Again, too many options to cover here

```
./
+-- data/
|   +-- first.txt
|   +-- second.txt
+-- notes.txt
+-- thesis/
+-- tools/
    +-- format*
    +-- old/
    +-- stats*
```

Output of `tree`

Trailing `/` shows directories

`find`: finds files (rather than lines in files)

Again, too many options to cover here

```
./
+-- data/
|   +-- first.txt
|   +-- second.txt
+-- notes.txt
+-- thesis/
+-- tools/
    +-- format*
    +-- old/
    +-- stats*
```

Output of `tree`

Trailing `/` shows directories

Trailing `*` shows executables

```
./  
+-- data/  
|   +-- first.txt  
|   +-- second.txt  
+-- notes.txt  
+-- thesis/  
+-- tools/  
    +-- format*  
    +-- old/  
    +-- stats*
```

```
$ find . -type d
```

```
./
+-- data/
|   +-- first.txt
|   +-- second.txt
+-- notes.txt
+-- thesis/
+-- tools/
    +-- format*
    +-- old/
    +-- stats*
```

```
$ find . -type d
```

↑
Root directory of search

```
./
+-- data/
|   +-- first.txt
|   +-- second.txt
+-- notes.txt
+-- thesis/
+-- tools/
    +-- format*
    +-- old/
    +-- stats*
```

```
$ find . -type d
```

↑
Things of type 'd'
(directory)

```
./
+-- data/
|   +-- first.txt
|   +-- second.txt
+-- notes.txt
+-- thesis/
+-- tools/
    +-- format*
    +-- old/
    +-- stats*
```

```
$ find . -type d
./
./data
./thesis
./tools
./tools/old
$
```



```
./
+-- data/
|   +-- first.txt
|   +-- second.txt
+-- notes.txt
+-- thesis/
+-- tools/
    +-- format*
    +-- old/
    +-- stats*
```

```
$ find . -type d
./
./data
./thesis
./tools
./tools/old
$ find . -type f
./data/first.txt
./data/second.txt
./notes.txt
./tools/format
./tools/stats
$
```

```
./
+-- data/
|   +-- first.txt
|   +-- second.txt
+-- notes.txt
+-- thesis/
+-- tools/
    +-- format*
    +-- old/
    +-- stats*
```

```
$ find . -maxdepth 1 -type f
./notes.txt
$
```

```
./
+-- data/
|   +-- first.txt
|   +-- second.txt
+-- notes.txt
+-- thesis/
+-- tools/
    +-- format*
    +-- old/
    +-- stats*
```

```
$ find . -maxdepth 1 -type f
./notes.txt
$ find . -mindepth 2 -type f
./data/first.txt
./data/second.txt
./tools/format
./tools/stats
$
```

```
./
+-- data/
|   +-- first.txt
|   +-- second.txt
+-- notes.txt
+-- thesis/
+-- tools/
    +-- format*
    +-- old/
    +-- stats*
```

```
$ find . -maxdepth 1 -type f
./notes.txt
$ find . -mindepth 2 -type f
./data/first.txt
./data/second.txt
./tools/format
./tools/stats
$ find . -empty
./thesis
./tools/old
$
```

```
./
+-- data/
|   +-- first.txt
|   +-- second.txt
+-- notes.txt
+-- thesis/
+-- tools/
    +-- format*
    +-- old/
    +-- stats*
```

```
$ find . -perm -u=x
./data
./thesis
./tools
./tools/format
./tools/old
./tools/stats
$
```

```
./
+-- data/
|   +-- first.txt
|   +-- second.txt
+-- notes.txt
+-- thesis/
+-- tools/
    +-- format*
    +-- old/
    +-- stats*
```

```
$ find . -perm -u=x
./data
./thesis
./tools
./tools/format
./tools/old
./tools/stats
$ find . -perm -u=x -type f
./tools/format
./tools/stats
$
```

```
./
+-- data/
|   +-- first.txt
|   +-- second.txt
+-- notes.txt
+-- thesis/
+-- tools/
    +-- format*
    +-- old/
    +-- stats*
```

```
$ find . -name *.txt
./notes.txt
$
```

```
./  
+-- data/  
|   +-- first.txt  
|   +-- second.txt  
+-- notes.txt  
+-- thesis/  
+-- tools/  
    +-- format*  
    +-- old/  
    +-- stats*
```

```
$ find . -name *.txt  
./notes.txt  
$
```

* expanded by shell
before command runs


```
./
+-- data/
|   +-- first.txt
|   +-- second.txt
+-- notes.txt
+-- thesis/
+-- tools/
    +-- format*
    +-- old/
    +-- stats*
```

```
$ find . -name notes.txt
./notes.txt
$
```

* expanded by shell
before command runs
 This is the actual
 command

```
./
+-- data/
|   +-- first.txt
|   +-- second.txt
+-- notes.txt
+-- thesis/
+-- tools/
    +-- format*
    +-- old/
    +-- stats*
```

```
$ find . -name *.txt
./notes.txt
```

```
$ find . -name '*.txt'
```

Single quotes prevent
shell from expanding
wildcards

```
./
+-- data/
|   +-- first.txt
|   +-- second.txt
+-- notes.txt
+-- thesis/
+-- tools/
    +-- format*
    +-- old/
    +-- stats*
```

```
$ find . -name *.txt
./notes.txt
```

```
$ find . -name '*.txt'
```

Single quotes prevent
shell from expanding
wildcards
So find gets the pattern

```
./
+-- data/
|   +-- first.txt
|   +-- second.txt
+-- notes.txt
+-- thesis/
+-- tools/
    +-- format*
    +-- old/
    +-- stats*
```

```
$ find . -name *.txt
./notes.txt
$ find . -name '*.txt'
./data/first.txt
./data/second.txt
./notes.txt
$
```

The command line's power lies in *combining* tools

The command line's power lies in *combining* tools

```
$ find . -name '*.txt'  
./data/first.txt  
./data/second.txt  
./notes.txt  
$
```

The command line's power lies in *combining* tools

```
$ find . -name '*.txt'
```

```
./data/first.txt
```

```
./data/second.txt
```

```
./notes.txt
```

```
$ wc -l `find . -name '*.txt'`
```

The command line's power lies in *combining* tools

```
$ find . -name '*.txt'
```

```
./data/first.txt
```

```
./data/second.txt
```

```
./notes.txt
```

```
$ wc -l `find . -name '*.txt'`
```

Back quotes



The command line's power lies in *combining* tools

```
$ find . -name '*.txt'
```

```
./data/first.txt
```

```
./data/second.txt
```

```
./notes.txt
```

```
$ wc -l `find . -name '*.txt'`
```

Back quotes

Replace what's inside with output from running that command

The command line's power lies in *combining* tools

```
$ find . -name '*.txt'
```

```
./data/first.txt
```

```
./data/second.txt
```

```
./notes.txt
```

```
$ wc -l `find . -name '*.txt'`
```

Back quotes

Replace what's inside with output from running that command

Like wildcards * and ?, but more flexible

The command line's power lies in *combining* tools

```
$ find . -name '*.txt'
```

```
./data/first.txt
```

```
./data/second.txt
```

```
./notes.txt
```

```
$ wc -l `find . -name '*.txt'`
```



```
./data/first.txt ./data/second.txt ./notes.txt
```

The command line's power lies in *combining* tools

```
$ find . -name '*.txt'
```

```
./data/first.txt
```

```
./data/second.txt
```

```
./notes.txt
```

```
$ wc -l `find . -name '*.txt'`
```



```
$ wc -l ./data/first.txt ./data/second.txt ./notes.txt
```

The command line's power lies in *combining* tools

```
$ find . -name '*.txt'
./data/first.txt
./data/second.txt
./notes.txt
$ wc -l `find . -name '*.txt'`
 70 ./data/first.txt
420 ./data/second.txt
 30 ./notes.txt
520 total
$
```

Use `find` and `grep` together

Use `find` and `grep` together

```
$ grep FE `find . -name '*.pdb'`  
./human/heme.pdb:ATOM 25 FE 1 -0.924 0.535 -0.  
$
```

What if your data isn't text?

What if your data isn't text?

Images, databases, spreadsheets...

What if your data isn't text?

Images, databases, spreadsheets...

1. Teach standard tools about all these formats

What if your data isn't text?

Images, databases, spreadsheets...

1. Teach standard tools about all these formats

Hasn't happened, and probably won't

What if your data isn't text?

Images, databases, spreadsheets...

1. Teach standard tools about all these formats

Hasn't happened, and probably won't

2. **Convert data to text (or extract text from data)**

What if your data isn't text?

Images, databases, spreadsheets...

1. Teach standard tools about all these formats

Hasn't happened, and probably won't

2. Convert data to text (or extract text from data)

Simple things are easy

What if your data isn't text?

Images, databases, spreadsheets...

1. Teach standard tools about all these formats

Hasn't happened, and probably won't

2. Convert data to text (or extract text from data)

Simple things are easy

Complex things are impossible

What if your data isn't text?

Images, databases, spreadsheets...

1. Teach standard tools about all these formats

Hasn't happened, and probably won't

2. Convert data to text (or extract text from data)

Simple things are easy

Complex things are impossible

3. Use a programming language

What if your data isn't text?

Images, databases, spreadsheets...

1. Teach standard tools about all these formats

Hasn't happened, and probably won't

2. Convert data to text (or extract text from data)

Simple things are easy

Complex things are impossible

3. Use a programming language

Many have borrowed ideas from the shell



created by

Greg Wilson

August 2010



Copyright © Software Carpentry 2010

This work is licensed under the Creative Commons Attribution License

See <http://software-carpentry.org/license.html> for more information.